



Overall Morningstar® Rating
Class I risk-adjusted returns. As of 03/31/25¹
Out of 530 Intermediate Core-Plus Bond Funds



Morningstar Medalist Rating™
Voya Intermediate Bond Fund
Class I and R6 Rated 03/21/25



Morningstar Medalist Rating™
Voya Intermediate Bond Fund
Class A Rated 03/21/25

Voya Intermediate Bond Fund

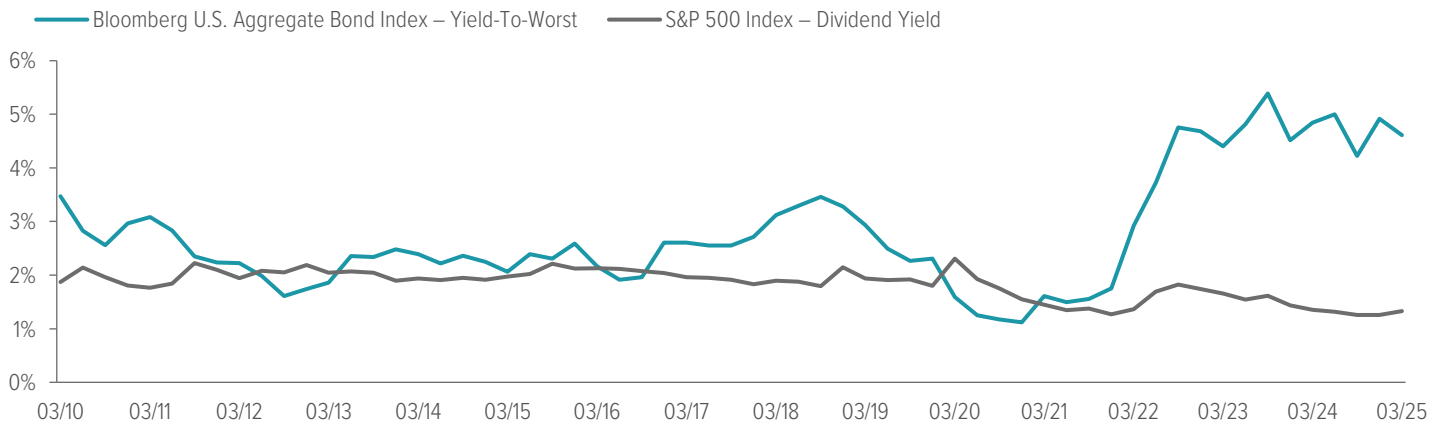
An adaptable core approach to today's changing bond market

- 1. Long-term,
risk-adjusted focus
- 2. Adaptive
& balanced
- 3. Risk
discipline

Help strengthen your core... bonds are back

Bond yields are back after a decade of ultra-low rates, offering strong income potential and reclaiming their role as an anchor for portfolios to help weather more volatile equity environments.

Bonds are back to handily out-yielding stock dividends – spread is widest it has been since 2000



As of 03/31/2025. Source: Voya Investment Management. **Past performance does not guarantee future results. Investors cannot directly invest in an index.**

¹ Overall Morningstar ratings 4 stars, 530 funds; 3-year rating 3 stars, 530 funds; 5-year rating 3 stars, 478 funds; 10-year rating 4 stars, 343 funds. The Overall Morningstar Rating™ for a fund is derived from a weighted average of the performance figures associated with its three-, five- and 10-year (if applicable) Morningstar Rating metrics. Ratings do not take into account the effects of sales charges and loads. **For additional share class information, please visit www.voyainvestments.com. Past performance does not guarantee future results.**

An investor should consider the investment objectives, risks, charges and expenses of the Fund(s) carefully before investing. For a free copy of the Fund's prospectus, or summary prospectus, which contains this and other information, visit www.voyainvestments.com or call (800) 992-0180. Please read the prospectus carefully before investing.



The Voya Intermediate Bond Fund is a broadly diversified, actively managed total return strategy seeking consistent, risk-adjusted performance across varying market conditions.

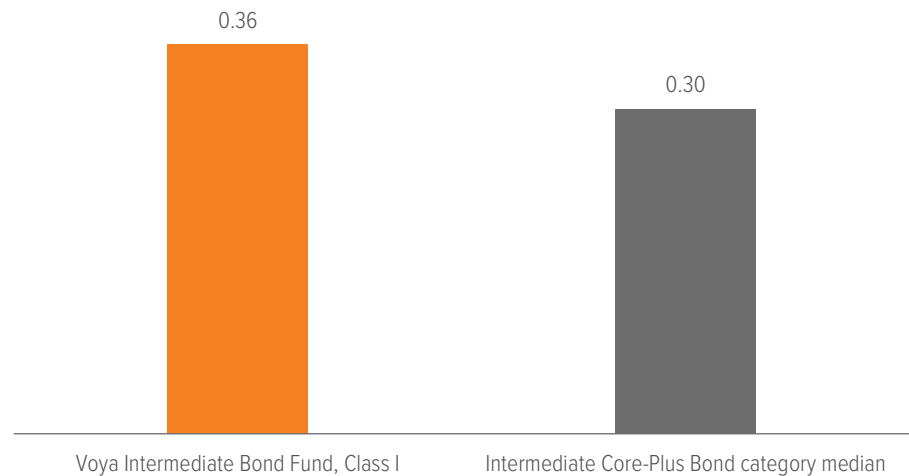
1. Long-term, risk-adjusted focus

Rooted in managing insurance assets, we take a long-term perspective and a risk-adjusted approach, seeking performance that is consistently good, rather than periodically great.

Information ratio is the ratio of a portfolio's excess returns versus a benchmark to the volatility of those returns. It seeks to measure the consistency of a manager's performance.

Voya information ratio vs Morningstar peers

3-year rolling time periods over 10 years



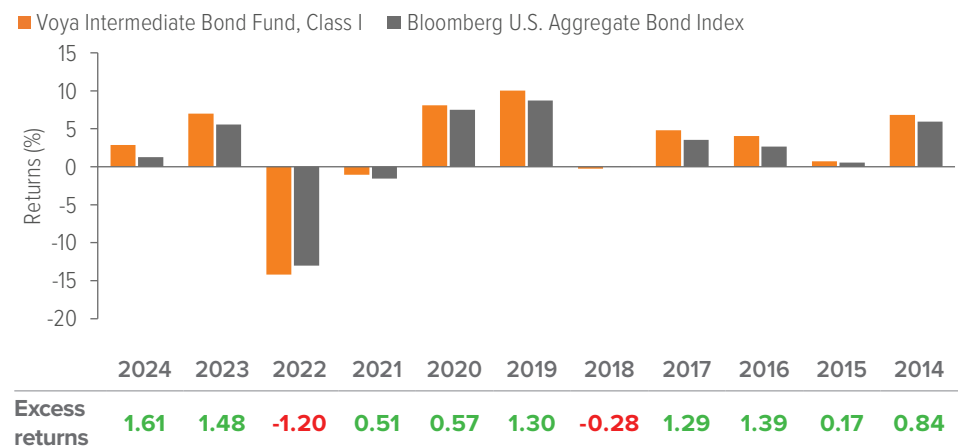
As of 03/31/25. Source: Morningstar®. Based on monthly observations. Voya: represents median 3-year rolling performance for the 10-year period; Category: represents median 3-year rolling category performance average for the 10-year period. **Past performance does not guarantee future results.**

2. Adaptive & balanced

A focus on rigorous security selection and unbiased sector allocation have allowed the Voya Intermediate Bond Fund to produce consistent outperformance through multiple market environments.

Strong historical performance through multiple market environments

Outperformed the benchmark **8 of the past 10 calendar years**



As of 12/31/24. Source: Voya Investment Management. Excess return is based on Fund performance for I-shares net of fees relative to the Bloomberg U.S. Aggregate Bond Index. **Past performance does not guarantee future results. Investors cannot directly invest in an index.**

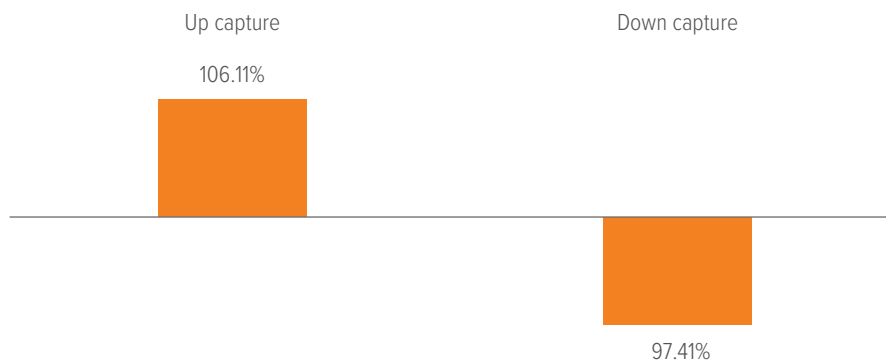
The firm relies upon quantitative models for certain investment strategies in developed currency markets.

3. Risk discipline

A disciplined approach to risk is a foundational element of our culture. Our embedded, but independent risk management team serves as an unbiased, proactive partner.

Compelling up/down capture

Class I, 3-year rolling time periods over 10 years



Up and down capture ratios are a returns-based depiction based on how well the portfolio performs relative to its benchmark, during periods of positive (“up”) or negative (“down”) performance for the benchmark on a percentage basis.

As of 03/31/25. Source: Voya Investment Management. Based on monthly observations. **Past performance does not guarantee future results.**

Voya Intermediate Bond Fund performance and expenses

Class I Expense ratio is in the lowest decile of the Morningstar Intermediate Core-Plus Bond category²

Class A and Class I average annual total returns (performance may vary for other share classes)

As of 12/31/24 (%)	QTD	YTD	1 year	3 years	5 years	10 years	Expense ratio ³	
							Gross	Net
Class A	2.63	2.63	5.42	0.81	0.71	1.71	0.72	0.72
Class A with sales charge ⁴	0.08	0.08	2.81	-0.02	0.20	1.45	0.72	0.72
Class I	2.72	2.72	5.68	1.16	1.07	2.05	0.34	0.34
Bloomberg U.S. Aggregate Bond Index	2.78	2.78	4.88	0.52	-0.40	1.46	—	—

² As of 03/31/25. Source: Morningstar®. Category: Intermediate Core-Plus Bond.

³ The Adviser has contractually agreed to limit expenses of the Fund. This expense limitation agreement excludes interest, taxes, investment-related costs, leverage expenses and extraordinary expenses, and may be subject to possible recoupment. Please see the Fund’s prospectus for more information. The expense limits will continue through at least August 1, 2025. The Fund is operating under the contractual expense limits.

⁴ Includes maximum 2.50% sales charge.

The performance quoted represents past performance and does not guarantee future results. Current performance may be lower or higher than the performance information shown. The investment return and principal value of an investment in the portfolio will fluctuate, so that your shares, when redeemed, may be worth more or less than their original cost. For performance information current to the most recent month-end, please visit, www.voyainvestments.com.

Total investment return at net asset value has been calculated assuming a purchase at net asset value at the beginning of the period and a sale at net asset value at the end of the period; and assumes

reinvestment of dividends, capital gain distributions and return of capital distributions/allocations, if any, in accordance with the provisions of the dividend reinvestment plan. Net asset value equals total Fund assets net of Fund expenses such as operating costs and management fees. Total investment return at net asset value is not annualized for periods less than one year. Performance does not account for taxes. Returns for the other share classes vary due to different charges and expenses.

Voya Investment Management

Voya Investment Management delivers actively managed public and private market solutions that drive differentiated outcomes for clients worldwide. Our team of 300+ investment professionals manages \$336 billion in assets*. We excel at partnering with clients to understand their needs and address challenges in innovative ways, drawing on extensive expertise across fixed income, equity, and multi-asset strategies.

* As of 12/31/24. Voya IM assets of \$339 billion, as reported in Voya Financial SEC filings, represent revenue generating assets for which Voya Investment Management LLC and the registered investment advisers it wholly owns has full discretionary investment management responsibility. Voya IM assets of \$336 billion are calculated on a market value basis for all accounts.

Disclosures

The **Bloomberg U.S. Aggregate Bond Index** is a widely recognized, unmanaged index of publicly issued investment grade U.S. Government, mortgage-backed, asset-backed and corporate debt securities. The **Standard and Poor's 500 Index** is an unmanaged capitalization-weighted index of 500 stocks designed to measure performance of the broad domestic economy through changes in the aggregate market value of 500 stocks representing all major industries. **Investors cannot directly invest in an index.**

The S&P 500 is a product of S&P Dow Jones Indices LLC, a division of S&P Global, or its affiliates ("SPDJI"), and has been licensed for use by Voya. Standard & Poor's® and S&P® are registered trademarks of Standard & Poor's Financial Services LLC, a division of S&P Global ("S&P"); Dow Jones® is a registered trademark of Dow Jones Trademark Holdings LLC ("Dow Jones"). Voya or its products or services are not sponsored, endorsed, sold or promoted by SPDJI, Dow Jones, S&P or their respective affiliates, and none of such parties makes any representation regarding the advisability or investing in such product(s) nor do they have any liability for any errors, omissions, or interruptions of the S&P 500.

The strategy discussed may be available to you as part of your employer sponsored retirement plan. There may be additional plan level fees resulting in personal performance that varies from stated performance. Please call your benefits office for more information.

The **Morningstar Rating™** for funds, or "star rating," is calculated for managed products (including mutual funds, variable annuity and variable life subaccounts, exchange traded funds, closed-end funds, and separate accounts) with at least a three-year history. Exchange traded funds and open-ended mutual funds are considered a single population for comparative purposes. It is calculated based on a Morningstar® Risk-Adjusted Return measure that accounts for variation in a managed product's monthly excess performance, placing more emphasis on downward variations and rewarding consistent performance. The top 10% of products in each product category receive 5 stars, the next 22.5% receive 4 stars, the next 35% receive 3 stars, the next 22.5% receive 2 stars, and the bottom 10% receive 1 star. The Overall Morningstar Rating for a

managed product is derived from a weighted average of the performance figures associated with its three-, five-, and 10-year (if applicable) Morningstar Rating metrics. The weights are: 100% three year rating for 36-59 months of total returns, 60% five year rating/40% three-year rating for 60-119 months of total returns, and 50% 10-year rating/30% five-year rating/20% three-year rating for 120 or more months of total returns. While the 10-year overall star rating formula seems to give the most weight to the 10-year period, the most recent three-year period actually has the greatest impact because it is included in all three rating periods. Rankings do not take sales loads into account.

The **Morningstar Medalist Rating™** is the summary expression of Morningstar's forward-looking analysis of investment strategies as offered via specific vehicles using a rating scale of Gold, Silver, Bronze, Neutral, and Negative. The Medalist Ratings indicate which investments Morningstar believes are likely to outperform a relevant index or peer group average on a risk-adjusted basis over time. Investment products are evaluated on three key pillars (People, Parent, and Process) which, when coupled with a fee assessment, forms the basis for Morningstar's conviction in those products' investment merits and determines the Medalist Rating they're assigned. Pillar ratings take the form of Low, Below Average, Average, Above Average, and High. Pillars may be evaluated via an analyst's qualitative assessment (either directly to a vehicle the analyst covers or indirectly when the pillar ratings of a covered vehicle are mapped to a related uncovered vehicle) or using algorithmic techniques. Vehicles are sorted by their expected performance into rating groups defined by their Morningstar Category and their active or passive status. When analysts directly cover a vehicle, they assign the three pillar ratings based on their qualitative assessment, subject to the oversight of the Analyst Rating Committee, and monitor and reevaluate them at least every 14 months. When the vehicles are covered either indirectly by analysts or by algorithm, the ratings are assigned monthly. For more detailed information about the Medalist Ratings, including their methodology, <http://global.morningstar.com/managerdisclosures>. The Morningstar Medalist Ratings are not statements of fact, nor are they credit or risk ratings. The Morningstar Medalist Rating (i) should not be used as the sole basis in evaluating an investment product, (ii) involves unknown risks and

uncertainties which may cause expectations not to occur or to differ significantly from what was expected, (iii) are not guaranteed to be based on complete or accurate assumptions or models when determined algorithmically, (iv) involve the risk that the return target will not be met due to such things as unforeseen changes in changes in management, technology, economic development, interest rate development, operating and/or material costs, competitive pressure, supervisory law, exchange rate, tax rates, exchange rate changes, and/or changes in political and social conditions, and (v) should not be considered an offer or solicitation to buy or sell the investment product. A change in the fundamental factors underlying the Morningstar Medalist Rating can mean that the rating is subsequently no longer accurate.

Investment Risks

All investing involves risks of fluctuating prices and the uncertainties of rates of return and yield inherent in investing. You could lose money on your investment and any of the following risks, among others, could affect investment performance. The following principal risks are presented in alphabetical order which does not imply order of importance or likelihood: Bank Instruments; Company; Credit; Credit Default Swaps; Currency; Derivative Instruments; Environmental, Social, and Governance (Fixed Income); Floating Rate Loans; Foreign (Non U.S.) Investments/ Developing and Emerging Markets; High-Yield Securities; Interest in Loans; Interest Rate; Investment Model; Liquidity; Market; Market Capitalization; Market Disruption and Geopolitical; Mortgage- and/or Asset-Backed Securities; Municipal Obligations; Other Investment Companies; Preferred Stocks; Prepayment and Extension; Securities Lending; U.S. Government Securities and Obligations. **Investors should consult the Fund's Prospectus and Statement of Additional Information for a more detailed discussion of the Fund's risks.**

The strategy employs a quantitative model to execute the strategy. Data imprecision, software or other technology malfunctions, programming inaccuracies and similar circumstances may impair the performance of these systems, which may negatively affect performance. Furthermore, there can be no assurance that the quantitative models used in managing the strategy will perform as anticipated or enable the strategy to achieve its objective.

©2025 Voya Investments Distributor, LLC • 200 Park Ave, New York, NY 10166 • All rights reserved.
(800) 992-0180 Individual Investors | (800) 334-3444 Investment Professionals

Not FDIC Insured | May Lose Value | No Bank Guarantee | Not a Deposit

BSIG-IB 050525 • IM4298819 • 169309

voyainvestments.com

VOYA INVESTMENT
MANAGEMENT